

# East Central Indiana Foundation Grantmaking

(includes independent, corporate, and community foundations)

Sponsored by Indiana Grantmakers Alliance

Researched and written by

The Center on Philanthropy at Indiana University

## ***The 107 foundations in East Central Indiana***

granted an estimated \$30.3 million to nonprofits in 2005. These foundations gave 3 percent of Indiana grant dollars. Half of those grant dollars (\$15.7 million) went to educational nonprofits and 20 percent (\$6.0 million) went to arts & cultural groups.

### Average and Median Grant Size by Location

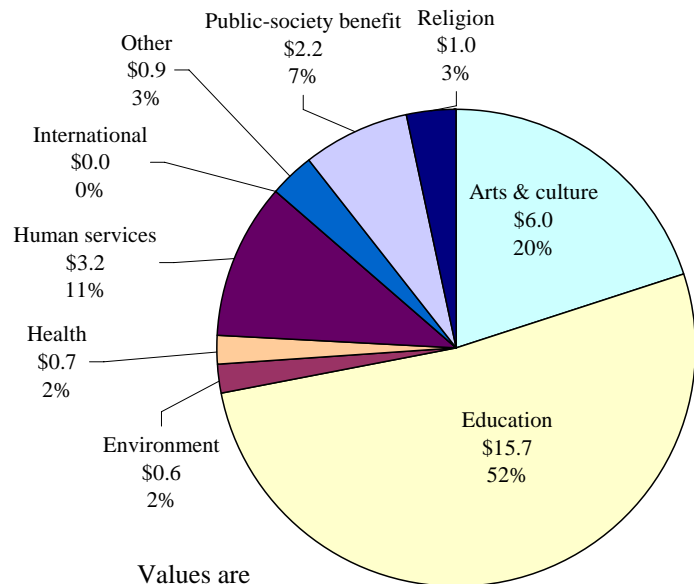
	Average	Median
East Central IN	\$23,430	\$1,000
Indiana w/ Lilly Endowment	\$46,029	\$4,000
Indiana w/o Lilly Endowment	\$26,684	\$4,000

The average grant made by East Central Indiana foundations was \$23,430. The median grant amount was \$1,000. (This means half of the grants from foundations in this region were less than \$1,000 and half were more than \$1,000.)

### East Central Indiana Foundation Grantmaking by Type of Recipient, 2005

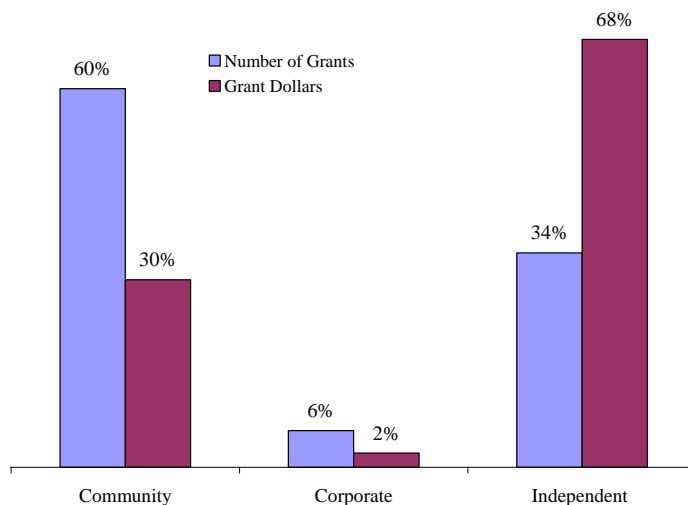
**\$30.3 million Total Estimated Grantmaking**

(Dollars in millions)



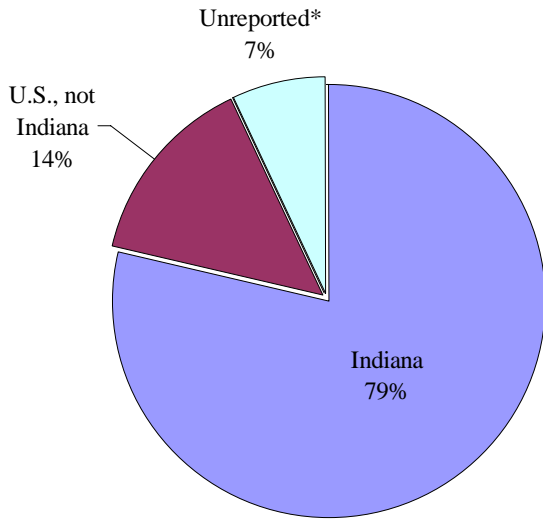
Values are rounded.

### Percent Allocation of East Central Indiana Grantmaking by Type of Foundation, 2005



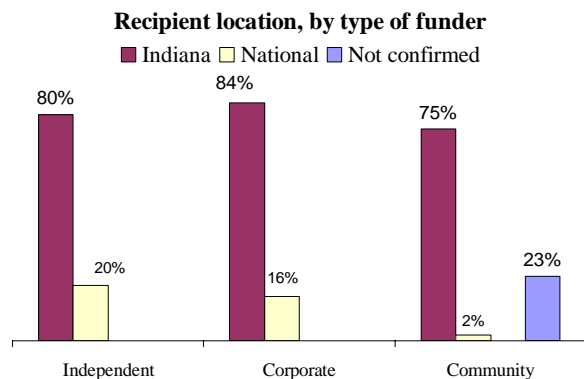
Over two-thirds of all East Central Indiana grants dollars were awarded by independent foundations (68%), but those same foundations made only one-third (34%) of all grants. Community foundations make more grants (60% of the number of grants), but they are of relatively small amounts and, therefore, account for just 30 percent of grant dollars. Corporate foundation activity is a small portion of grantmaking in the region.

**Allocation of grant dollars by recipient location, East Central Indiana grantmaking, 2005**



\*It is highly likely that organizations whose location could not be confirmed are in Indiana.

**More than three-quarters of grant dollars awarded by East Central Indiana foundations remained in the state.** At least 79 percent of grant dollars stayed in Indiana, and it is likely that even more went to Indiana nonprofits because most of the organizations listed without a location likely are in the state.



For independent foundations, 80 percent of dollars remained in Indiana. Among community foundations, at least 75 percent of grant dollars were awarded in the state (and a portion could not be confirmed but is likely in-state).

Among corporate foundations, 84 percent of dollars remained in the state and 16 percent went to locations elsewhere in the U.S.

**Average grant amounts varied by type of recipient organization and by type of funder.** The averages shown below reflect grantmaking by all types of foundations in the region where there are 30 or more grants to a specific type of recipient. The grants database used includes only grants of \$4,000 or more.

Education, which received the largest share of dollars for grantmaking in the region and in the state, had an average grant amount among independent foundations of \$69,820 and \$40,849 in average grant size from community foundations.

**Average grant amount from East Central Indiana foundations by type of funder and type of recipient, Indiana recipients only** where there were 30 or more grants of \$4,000 or more

Recipient type	Foundation type	Recipient location
		Indiana
Arts & Culture	All types	\$89,227
Education	Community	\$40,849
	Independent	\$69,820
	All types	\$53,440
Environment/Animals	All types	\$26,221
Health		
Human Services	All types	\$14,536
International		
Public-Society Benefit	Community	\$16,638
	All types	\$27,997
Religion	All types	\$17,527
All recipient types	Community	\$23,726
	Corporate	\$13,392
	Independent	\$86,068

Blank or unreported amounts occur when there are fewer than 30 grants to that type of organization. An average calculated with fewer than 30 is not a good guide for decision-making.

This table is the only portion of this regional analysis that excludes grants of less than \$4,000.